

Contents

Get ready to explore! 7

Getting around your community13



Riding in a car 14



Riding the bus 22



Taking a taxi 34



Crossing the street 44




Asking for help 52

At home with friends 61



Answering the door 62




Ordering a pizza 72




Being a dinner guest 80

Being with other people 91



In a waiting room 92



In line 102



In an elevator 112



At the table 122



In a restaurant..... 130


Out shopping 141



Grocery store..... 142



Department store..... 154



Clothing purchase 166



Vending machine 176



ATM 186

Around town197




Hairdresser 198



Library 206



Movie theater..... 218



Fast food..... 226



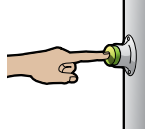
Laundromat 236



Pharmacy 246

Glossary255

Get ready to explore!



Before you begin to explore your community,



let's talk about some important people skills. These



skills will help you wherever you go. Do you know



who is okay to hug? Whose house you should



enter? If it's okay to get



in a stranger's car?



1

Know who to talk to.



right



wrong

2

Know who to hug or kiss.



right



wrong

8

Get ready to explore!

3 Know who to shake hands with.



right



wrong

4 Know who to sit with.



right



wrong

5 Know who to ride with.



right



wrong

6 Know who to let in your home.



right



wrong

7

Know whose home you enter.



right



wrong

8

Know who to flirt, tease, or play with.



right



wrong

Getting around in your community . . .





GETTING STARTED

Riding in a car

1



Do you ride in a car every day?

2



Who usually drives the car?

3

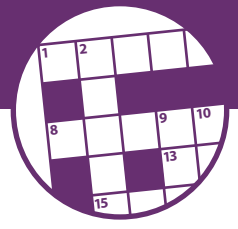


Do you listen to music as you ride?

4



What safety rules do you follow in the car?



1

van



box-shaped vehicle large enough to carry a group

2

seat belt



belt that holds you safely in your seat

3

adjust



make a small change or correction

4

permission



approval to do something

5

distract



take your attention away from something

6

PARKING sign



sign that shows where to park your vehicle



FACTS

Riding in a car



Most of us ride in a car or **van** a lot. We



want to always be safe. Buckle your **seat belt** before



the car starts moving. Don't **adjust** the radio, windows, or



air conditioning without **permission**. Talk quietly so you don't



distract the driver. Get out of the car away from traffic.



Following these rules can make your car ride fun and safe.





Use the bathroom before you leave. You may want



to take a book or music player with you. Ask the driver




where to sit. Follow all safety rules. Politely tell the driver



if it's too hot or cold. Enjoy the scenery and talk quietly



with the other passengers. Always keep your seat belt



buckled. Make sure you say thank you to the driver.



STEP BY STEP

Riding in a car

1



Decide whether to sit in the front seat or back seat.

2



Open the door.

3



Sit in the car and close the door. Watch out for your fingers.

4



Fasten your seat belt.

5



Lock your door.

6



Ask the driver before adjusting the radio.

7



When you arrive at your destination, unfasten your seat belt.

8



Open the door and get out.

9



Close the door. Watch out for your fingers.





QUIZ

Riding in a car

1

Buckle your _____ before the car starts moving.



driver



music



seat belt

2



Thank the _____ after your car ride.



passenger



driver



van

3



Remember to use the _____ before you leave.



radio



bathroom



book



- 1** After getting in the car, you can't find the seat belt.
What do you do?




- 2** You would like to listen to music on the car radio.
What do you do?



- 3** Your car window is shut and you would like to
open it. What do you do?





GETTING STARTED

Riding the bus

1



What do you know about riding a bus?

2



What would you like to know about riding a bus?

3



Have you ridden on a bus?

4



Were you by yourself or with someone?